

NOKIA THR850

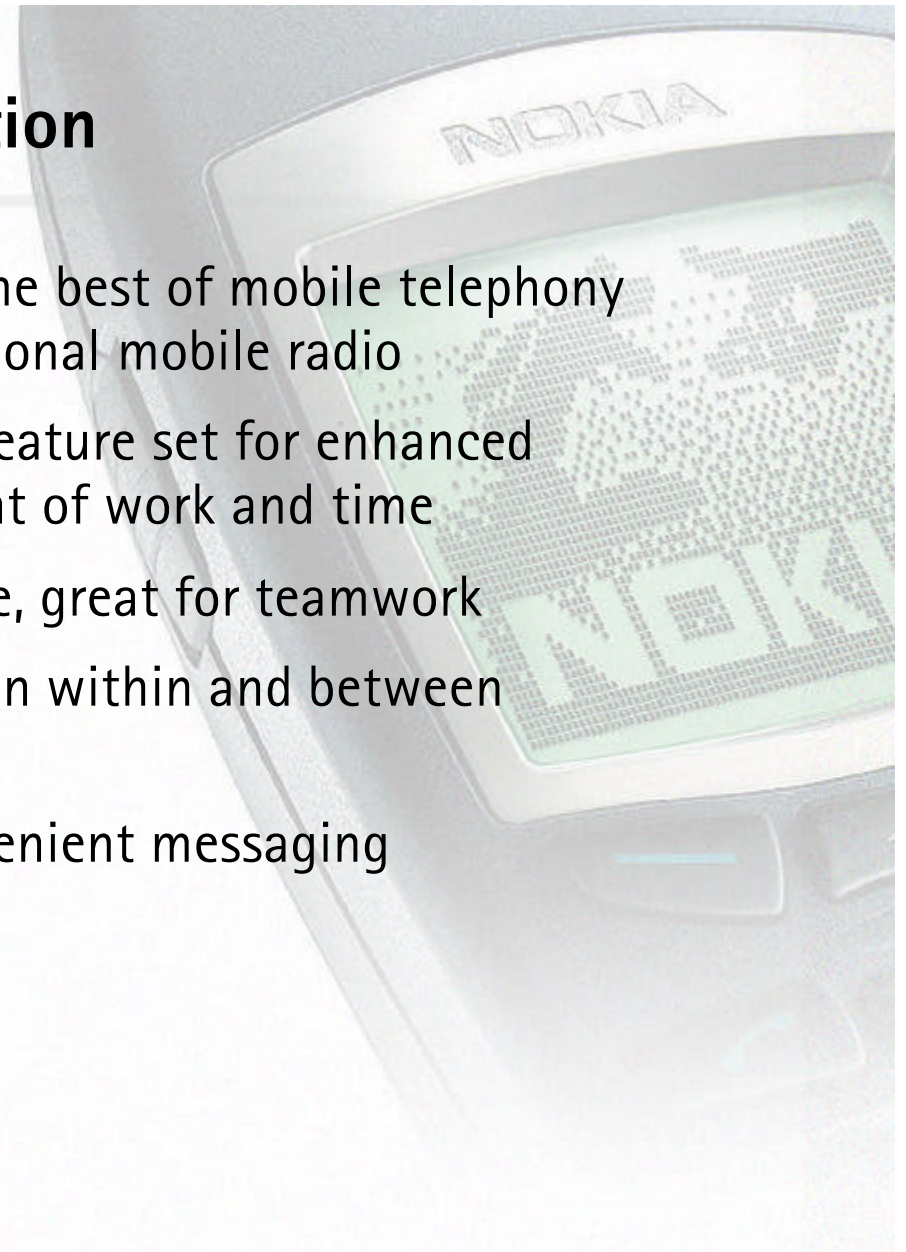
Features of
A Winning Combination



Nokia THR850 Winning combination



- Combines the best of mobile telephony and professional mobile radio
- Optimised feature set for enhanced management of work and time
- Small in size, great for teamwork
- Co-operation within and between groups
- Quick, convenient messaging



Nokia THR850 keys



Power key

Switches the power on and off

Selection keys

Perform the function indicated by the text on the display above them

Scroll keys

Scroll through names, phone numbers and menus.
One press gives quick access to phone numbers or talk groups.

Send key

Dials and answers a phone call. Last dialled numbers

End key

Ends or rejects a phone call or express call. Exits from any function.

Keypad

Enter numbers or characters. 1 gives you access to your mailbox

PTT (Press-to-talk)

Volume key

Loudspeaker activation key

Loudspeaker

- High volume loudspeaker
 - One-way calling
 - Handsfree during two-way calls
- Loudspeaker activation key (HI/LO)
 - "Speaker" indicator on the display
 - Flashing red light
- Mute / unmute of
 - Earphone
 - Loudspeaker
- Volume key
 - Adjusts the volume of currently active speaker (earphone / loudspeaker)

Display










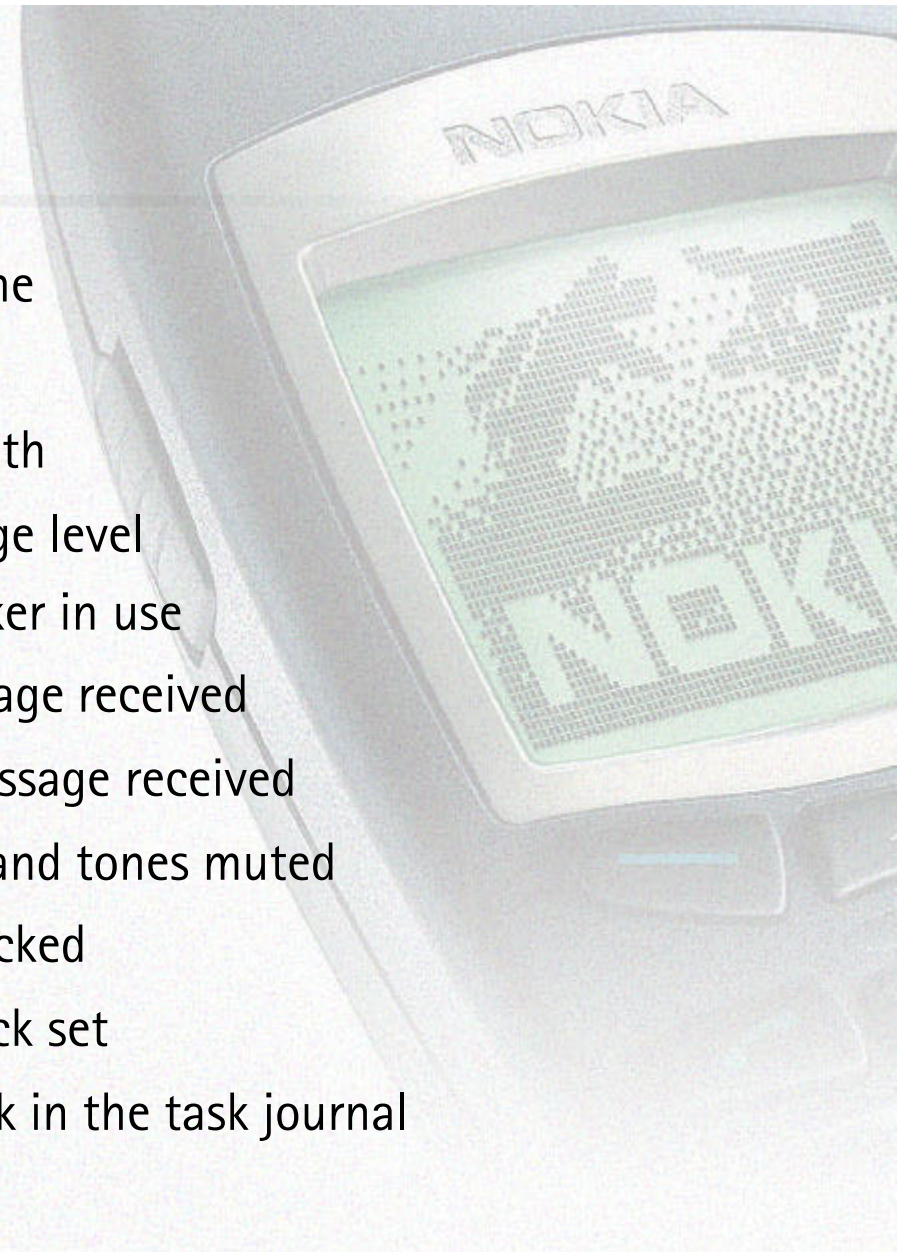
- Illuminated high resolution, full-graphics display
- Up to 5 lines of text, numbers and graphics
- Manual display contrast adjustment
- Standby display
 - 7-bar battery and signal status indicators
 - Network name
 - Selected group
 - Icons



Display indicators



- Network name
- Group ID
- Signal strength
- Battery charge level
-  Loudspeaker in use
-  Text message received
-  Status message received
-  Speakers and tones muted
-  Keypad locked
-  Alarm clock set
-  Active task in the task journal



Nokia THR850 Call indicators



One-way call



Two-way call



Phone is transmitting, your turn to speak



Phone is receiving



One-way call, neither party is transmitting



Express call, neither party is transmitting



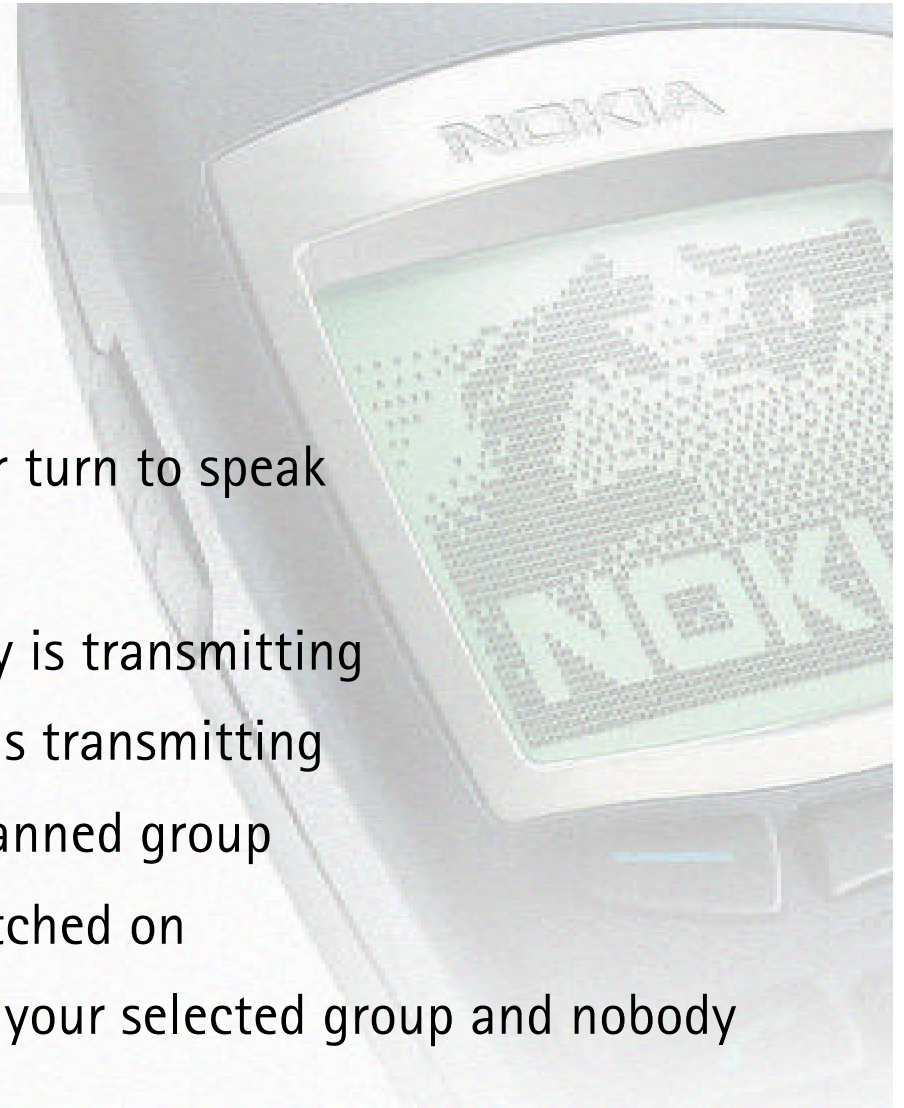
Nobody transmitting in scanned group



Group call scanning is switched on



Displayed while you are in your selected group and nobody is transmitting.



Nokia THR850 Menu structure

- | | |
|---|------------------|
|  | 1. Status m'ges |
|  | 2. Messages |
|  | 3. Call register |
|  | 4. Groups |
|  | 5. Profiles |
|  | 6. Settings |
|  | 7. Games |
|  | 8. Calculator |
|  | 9. Calendar |
|  | 10. Task journal |
|  | 11. To-Do list |




Flexible calling & messaging



- Calls between individuals
 - Phone call
 - Express call
- Immediate push-to-talk connection to your selected group
- No toggling between modes
 - Call type selected at the start of call
 - Call type memorised as part of phone book entry
- Individual and group addressed messaging
 - Status / Situation / Callback messages
 - Text messages
- Versatile phonebook

Phone calls



- Conventional two-way mobile telephony service
- Number selection from
 - Keypad,
 - Phonebook, or
 - Call registers (Sent, received, missed calls)
- Call types
 - "Private" calls inside TETRA network
 - "Phone" calls to/from Public Network
 - "Office extension" calls to/from PABX
- Integrated speaker for handsfree operation
- Duplex calls can be barred at programming time

Express calls

- Immediate push-to-talk connection to selected TETRA number
 - Recipient's loudspeaker on
 - Connection establishment in less than 0.5 sec
 - Also known as Direct Call
- Always one-way calling, use PTT
- Number selection from
 - Keypad,
 - Phonebook, or
 - Call registers (Sent, received, missed calls)
- Only "Private" (i.e. TETRA) numbers can be used
- No ringing, no waiting, no need to accept the call
 - Exception: Incoming Express call when loudspeaker off
- Display indicators

Group communication



- Immediate push-to-talk connection to your selected group
 - Connection establishment in less than 0.5 sec
 - Group members defined in network
 - Group members have to be TETRA subscribers
- Always one-way calling, use PTT
- Group selection from a list of up to 50 groups programmed in the phone
- DGNA - Dynamic Group Number Assignment
- Priority scanning of groups
- Call queueing
- Broadcast calls to background groups
- Display indicators

Groups menu



- Top level menu item "Groups"
- Selected group
 - Default group for group communication
 - Choose between programmed groups and "no group"
 - Selected group is shown on idle screen
- Scanned groups
 - Select which of the programmed groups you want to scan
- My groups
 - Availability of selected and scanned groups
 - Include groups in scanning
 - Change the selected group
- Group calls on / off
 - Note! Broadcast calls always possible
- Shortcut to My groups – press "scroll up" in idle mode

Priority scanning

- Automatic selection of active talk group
- Follow several groups at the same time
- Radar indicator in the display shows when the phone is scanning
- Scanning priorities are defined at programming time
 - Specified by organisation
 - No editing or even viewing by end user
- End user can control scanning for each group separately
- Automatically returns to selected group once call is over

Further call functions

- Dispatcher call
 - Choose the group from the phone book
 - Press send key
 - You are connected to the dispatcher for this group
- Call register
 - Received calls (10)
 - Missed calls (10)
 - Dialed calls (10), shortcut with send key
- Speed dialling
- Caller groups

Phone book

- Phone book can be used as a contact manager
 - A minimum of 255 phonebook entries
 - Stored in phone memory
 - Use for phone calls, express calls, messaging and for reference
- For each phonebook entry
 - Contact name with up to 20 characters
 - Up to 5 phone numbers, default number
 - Up to 2 notes text (e.g. address, eMail, note)
- For each number, type is selected
 - Private (TETRA)
 - Abbreviated TETRA number, i.e. FSSN (Fleet Specific Short Numbering) number
 - Phone (Public network)
 - Office extension
- Shortcut to phone book with "scroll down" button

Status messaging

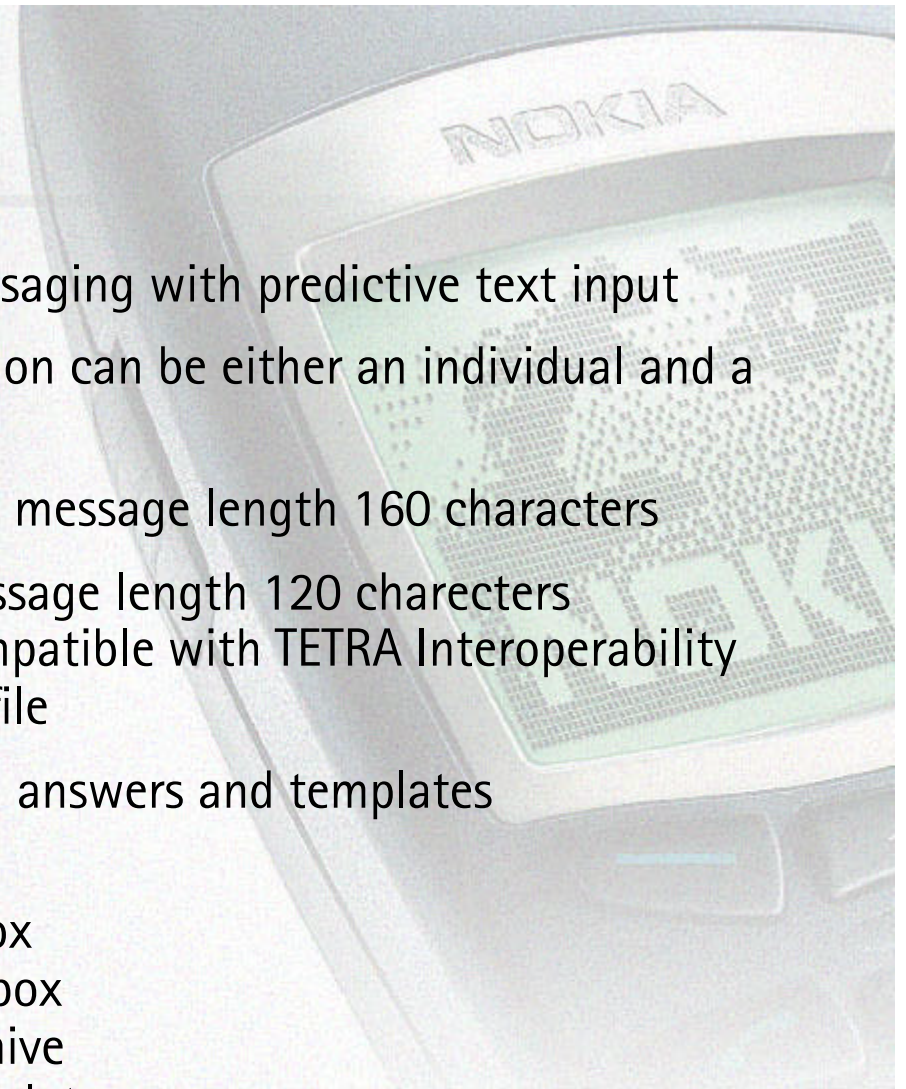


- Quick way to send short pre-defined routine messages between individuals and groups
- Three types of status messages
 - Situation indicator
 - Callback request
 - Organisation specific status
- Organisation specific status
 - Numeric values are mapped to mnemonic names
 - Mnemonic names can be programmed to the phone
 - End user can select status from a list
- Folders for storing the messaging
 - sent
 - received
 - my folders
- Status settings

Text messaging



- Text messaging with predictive text input
- Destination can be either an individual and a group
- Received message length 160 characters
- Sent message length 120 characters
 - Compatible with TETRA Interoperability Profile
- Standard answers and templates
- Folders:
 - inbox
 - outbox
 - archive
 - templates
 - my folders



Profiles

- Personalise the phone settings for different environments
- Profile selection either from menu or with short press of power key
- Profiles:
 - General, Silent, Meeting, Outdoor, Pager
- You can edit following settings
 - Ringing tone
 - Ringing tone for one-way calls
 - Incoming call alert
 - Ringing volume
 - Message alert tone
 - Status message alert tone
 - Keypad tones
 - Warning tones
 - Alert for selected caller group
 - Loudspeaker and earphone muting

Settings

- Alarm clock
- Clock
- Call settings
- Phone settings
- Communication settings
- Accessory settings
- Security settings
- Restore factory settings

One-key priority calling

- Quick access to priority call
 - Keypad-0 marked with red triangle
- Organisation defines use of priority calls
 - Selection of call type
 - Selection of destination (number, group)
 - Programmed into phone
- End user cannot edit or even view the programmed settings
- End user can switch the feature on or off
- Making a priority call
 - Press and hold 0 (zero)
 - With keypad lock active: 0 (zero) + send key

Games

- Space impact
- Pairs II
- Snake II



Calculator


- Calculation
 - add
 - subtract
 - multiply
 - divide
- Currency conversion
 - set the exchange rate
 - make the conversion



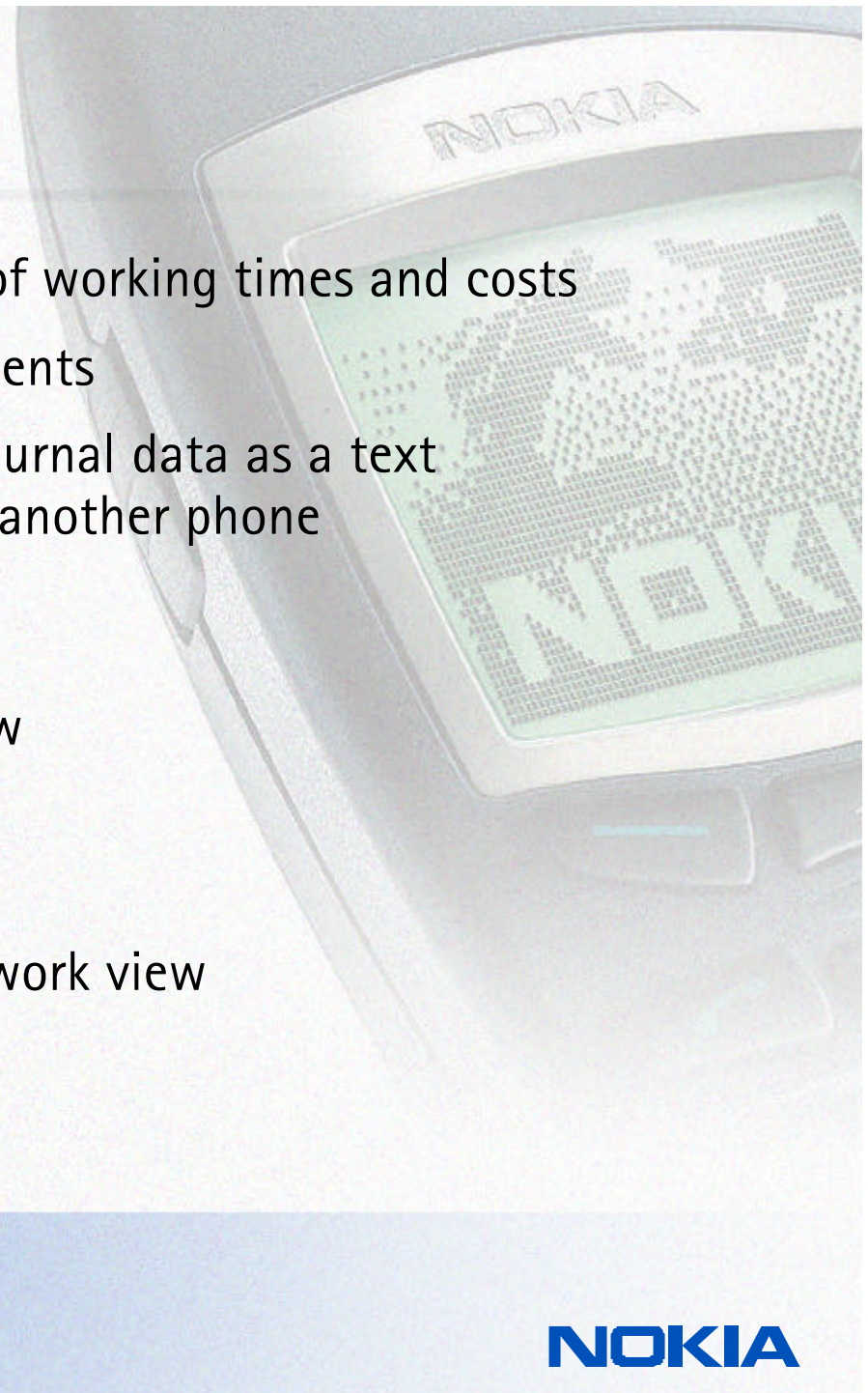
Calendar

- Keep track of reminders:
 - Meeting
 - Call
 - Memo
 - Birthday
- Day view, Note view, Week list
- Options
 - make a note
 - send a note as text message
 - access the To-do-list
 - erase, edit, repeat or move the note
 - copy the note
 - repeat the note
- Auto erase to delete automatically old notes

Task journal



- Keep track of working times and costs
 - Store comments
 - Send task journal data as a text message to another phone
-
- Restart
 - Add new
 - Find
 - Erase
 - History
 - Active work view



To-do list



- List of things you must do
- Prioritise the things according to their importance
- Store To-do-list notes in the calendar
- Send notes as a text message

